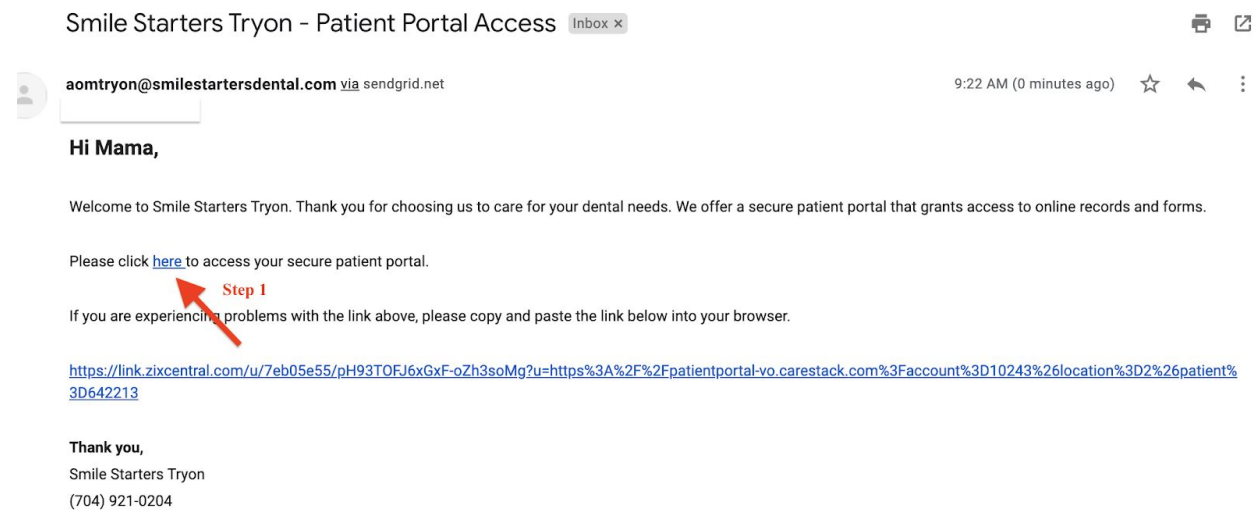


How to activate your Smile Starters Patient Portal:

1. Call your office.
2. Update us with your email on file.
3. Make sure we have your updated cell phone on file as well. (No landline)
4. Request an invite to the Patient Portal!

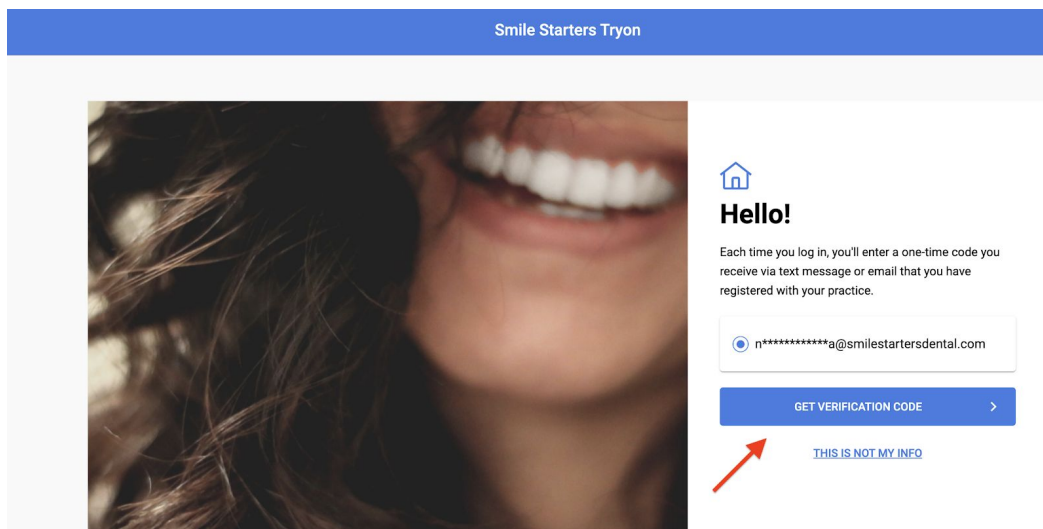
You will receive an email that looks like this:

Step 1: Click on “[here](#)” to access the portal



On Step 1, it will take you to the verification page:


Click on “Get verification code” to receive the code via email.




Step 2:

A verification code will be sent to your email address.

Smile Starters Tryon





Sent!

A verification code has been sent to your Email

VERIFY AND LOGIN >

[RESEND CODE](#)

Resend code in 20 seconds


Verification code is valid only for 5 min

Look out for an email like this:

Copy and paste/write down the Verification code.

Desktop View

Patient Portal Verification Code Inbox x



Carestack Notification <notify@carestack.com>
to _____

Dear User,

Your Verification Code is 156729

This Verification Code will be active only for 5 minutes. ←

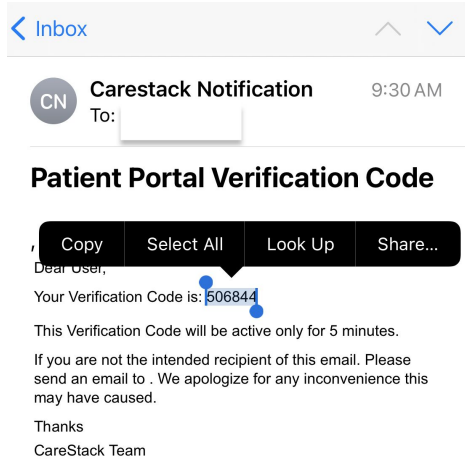
If you are not the intended recipient of this email. Please send an email to . We apologize for any inconvenience this may have caused.

Thanks Only active for 5 minutes, if 5 minutes passed, you need to start again on Step 1

CareStack Team

↩ Reply↩ Reply all➡ Forward

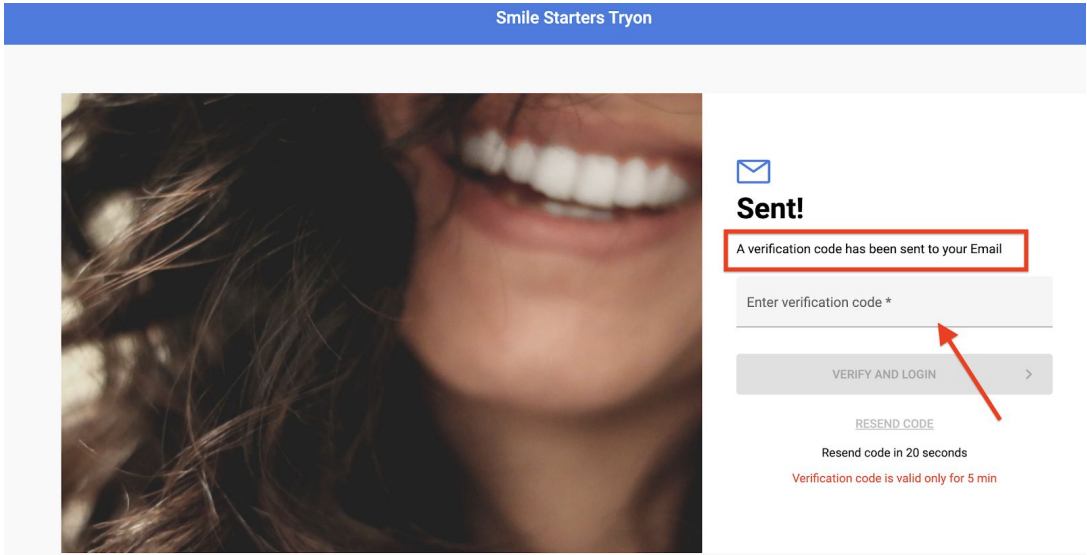
Smartphone view



*Verification code is different for everyone.
The Verification code will only be active for 5 minutes. If 5 minutes passed, you need to start again on Step 1.

Step 3:
Go back to **verification page** and paste the code you received on your email:

Desktop View:



Smartphone view:

9:30

patientportal-vo.carestack.com

Sent!

A verification code has been sent to your Email

Paste

Enter verification code *

Enter verification code

Please enter a valid verification code.

VERIFY AND LOGIN >

RESEND CODE

Resend code in 13 seconds

Done

Q W E R T Y U I O P

A S D F G H J K L

Z X C V B N M

123 space return

Once inside the Patient Portal, the overview/homepage looks like this on Desktop Computer:

Smile Starters Tryon

MT **Mama Test** ACCOUNT SUMMARY CHANGE VIEW

HOME

FORMS

TREATMENTS

PAYMENTS

APPOINTMENTS

SIGN OUT

Home

Hi Mama!
Welcome to Smile Starters Tryon

Total Balance Due
\$0.00

Name	Balance	Credit	
Oliver Test	\$0.00	\$0.00	PAY NOW
Onely Test	\$0.00	\$0.00	PAY NOW
Catalina Test	\$0.00	\$0.00	PAY NOW

UPCOMING APPOINTMENTS

Tuesday 15 June 2021 | 9:30 AM

Oliver Test

Smile Starters Tryon
4901 N Tryon St, Ste A, Charlotte, NC, 28213-7033

Scheduled

Click on “Change View” to toggle/change between patients:

Smile Starters Tryon

Mama Test
ACCOUNT SUMMARY CHANGE VIEW

HOME FORMS TREATMENTS PAYMENTS APPOINTMENTS SIGN OUT

Onelly Test
Oliver Test
Catalina Test
Nelly Test
Bedcie Test
Mama Test **RP**
Test Boy

Home

Hi Mama!
Welcome to Smile Starters Tryon

Total Balance Due \$0.00

Name	Balance	Credit	
Oliver Test	\$0.00	\$0.00	PAY NOW
Onelly Test	\$0.00	\$0.00	PAY NOW
Catalina Test	\$0.00	\$0.00	PAY NOW

UPCOMING APPOINTMENTS

Tuesday 15 June 2021 | 9:30 AM

Oliver Test
Smile Starters Tryon
4901 N Tryon St, Site A, Charlotte, NC, 28213-7033
Scheduled

On Smartphone/Ipad View

9:30 patientportal-vo.carestack.com

Smile Starters Tryon

Home

Hi Mama!
Welcome to Smile Starters Tryon

Total Balance Due \$0.00

Oliver Test
CREDIT BALANCE \$0.00 \$0.00 PAY NOW

Onelly Test
CREDIT BALANCE \$0.00 \$0.00 PAY NOW

Catalina Test
CREDIT BALANCE \$0.00 \$0.00 PAY NOW

Nelly Test
CREDIT BALANCE \$0.00 \$0.00 PAY NOW

9:31 patientportal-vo.carestack.com

Smile Starters Tryon

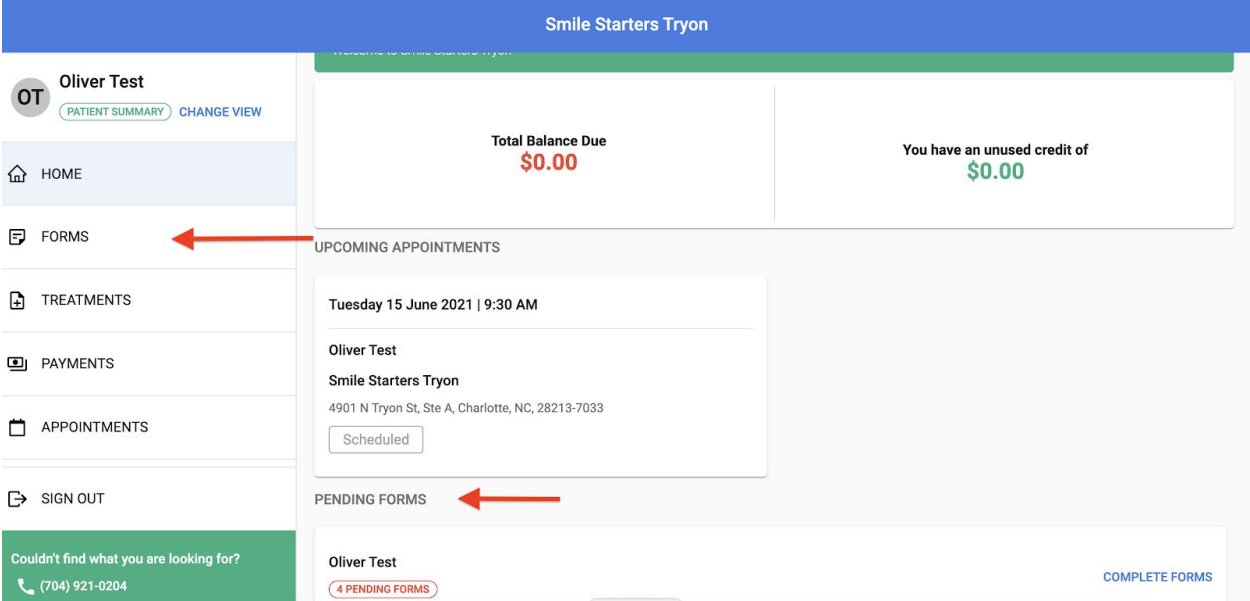
Mama Test
ACCOUNT SUMMARY CHANGE VIEW

HOME FORMS TREATMENTS PAYMENTS APPOINTMENTS SIGN OUT

Onelly Test
Oliver Test
Catalina Test
Nelly Test
Bedcie Test
Mama Test **RP**
Test Boy

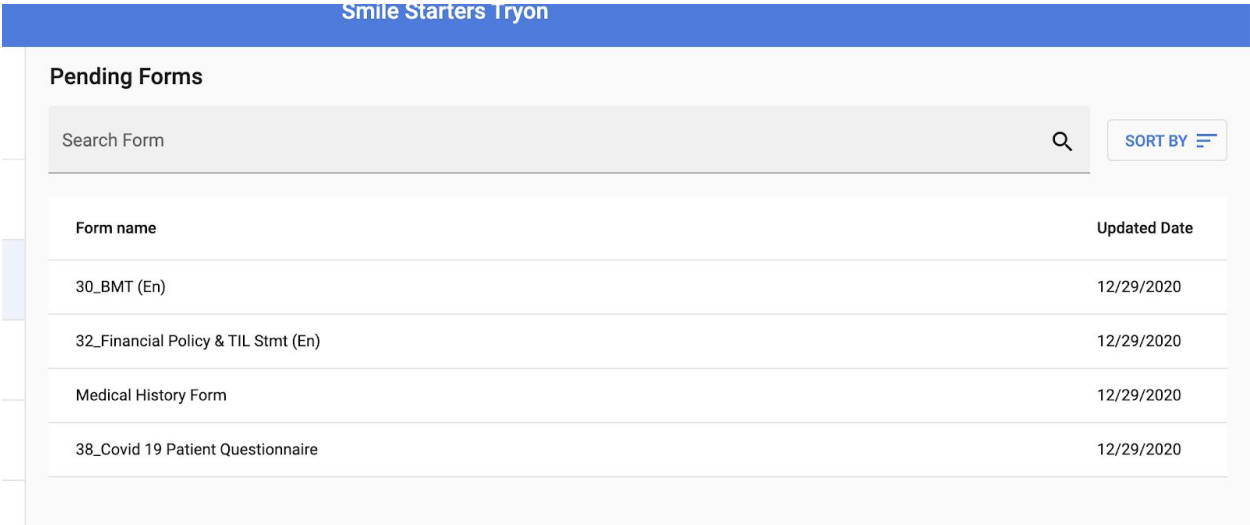
Couldn't find what you are looking for?
(704) 921-0204

Choose the patient/ patients that have an upcoming appointment to complete their forms:



You can click on "Forms" or on the bottom of the patient's portal profile you can see the pending forms.

Pending forms list will look like this:



Once completed, they will disappear from the list

To complete forms, click on each, scroll to read and click "Continue"


[← BACK TO FORMS](#)

30_BMT (En)

Smile Starters Behavior Management Techniques

Working with younger children can be very different from working with teens and adults. Young children pose unique challenges which may make rendering treatment in a safe environment difficult. Our goal is to provide our patients with the highest quality dental care while insuring a good overall experience in the safest environment possible. Lack of cooperation (from younger children in particular) may stifle our efforts. To help achieve our goal, we may utilize the following "Behavior Management Techniques" as recognized by the American Academy of Pediatric Dentistry.

First, all efforts will be made to obtain the cooperation of dental patients by using a caring attitude, charm, warmth, humor, friendliness, and understanding.

 [CONTINUE](#)


Screenshot

The end is to Sign the form:

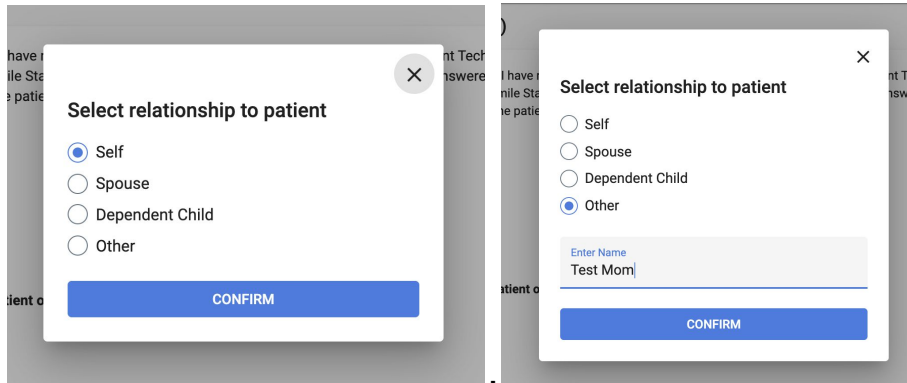
30_BMT (En)

I acknowledge I have read, understood and consent to the use of Behavior Management Techniques for my child. I acknowledge I have read, understood and will abide by Smile Starters' Policies. I acknowledge my questions, if any, have been answered to my satisfaction. I certify I have authority to make treatment decisions for the patient.

Signature of Patient or Responsible Party

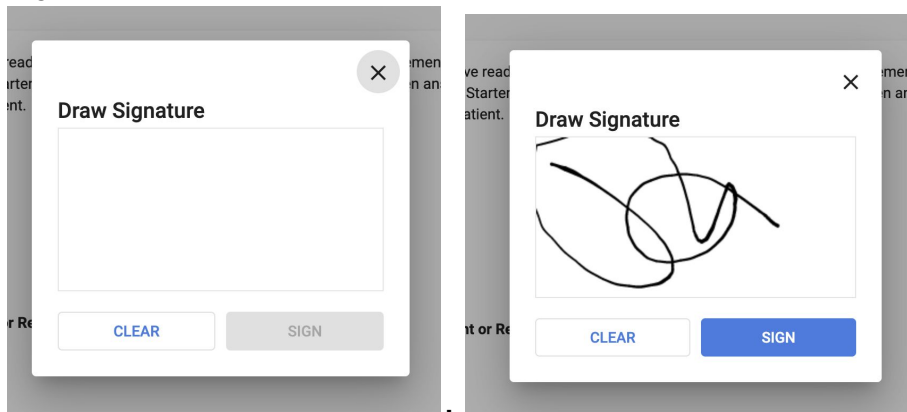
 [SIGN FORM](#)

A prompt message will appear and you can choose your options:



Click confirm to sign

If you are on a computer, you can sign with your mouse. On a Smartphone, you can use your finger.



Repeat this process for the rest of your pending forms

On the patient's portal page you can see their upcoming appointment and time:

